

# Amish Woodworks, Inc.

2909 Old Vestal Rd.

Vestal, NY 13850

607-748-9939

607-484-0259 -fax

## PORTABLE BUILDING SITE PREPARATION

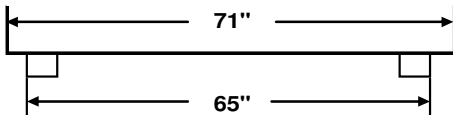
A bed of 3/4" crushed stone, 3 to 5 inches deep is sufficient to support a portable building although a concrete slab is much better. However, we recommend that you contact your local authorities to see what their requirements are.

It is important that you provide a firm, flat, and level area to set the building on. Rake the stone and check with a long straight edge (2x4) and level. Extending the stone a foot in each direction, beyond the outside of the building, will provide you with a splash base that will absorb splattering caused by rain runoff of the roof.

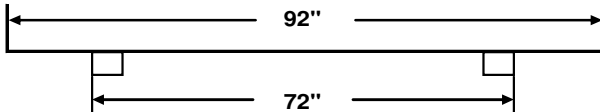
Our professional delivery people will shim the building making sure that all the doors operate properly. You may encounter some settling of your foundation, in time, which may cause, your doors to bind or misalignment of the door latches. This can be remedied by adding shims between the foundation and the building.

Our buildings come with pressure treated 4x4 foundation beams running with the length of the building. Below is a diagram showing the placement of the 4x4 foundation beams of the various size buildings.

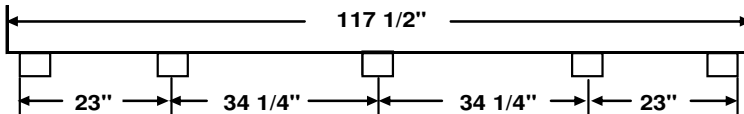
### 6' WIDE BUILDINGS



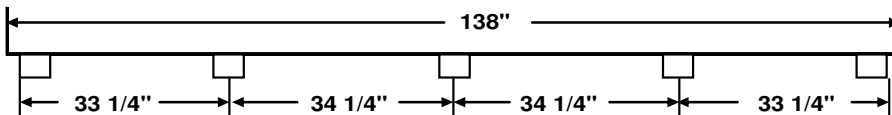
### 8' WIDE BUILDINGS



### 10' WIDE BUILDINGS



### 12' WIDE BUILDINGS



### 14' WIDE BUILDINGS

